


Technical
Information




IMPULSES FOR AUTOMATION

Distributed Intelligence in IP 65

Control System CanControl 691

- IEC 61131-3, KUBES or "C"-programmable PLC
- IP 65 protection
- 2 x CANopen or
1 x CANopen and 1 x PROFIBUS DP slave
- 2 x RS232
- 8DI/8DO integrated



I/O Extensions CanControl 691 I/O

- CANopen interface
- IP 65 protection
- Variants: DI8/DO8, DI8/DIO8, DI16, DO24



System description

The control system **CanControl 691** is IP 65 protected. PLC and I/Os can therefore be installed immediately in the field. The switching cabinet can be a size smaller. Local installation and prefab cables considerably reduce the cabling between the control unit and its sensors and actuators. Time-critical signals can be processed immediately.

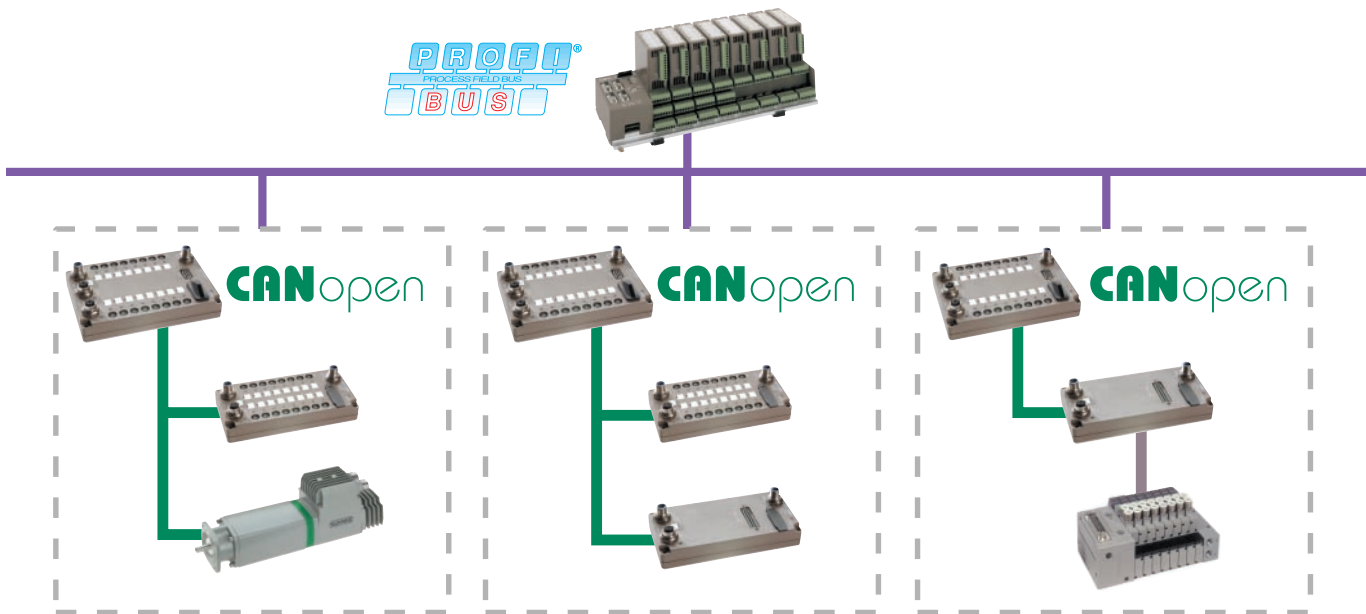
CanControl 691 is the PLC of the system. Its open **PROFIBUS DP** and **CANopen** communication standards let you easily connect the system to higher-level systems.

CanControl 691 is thus predestined to serve as a decentralised control system meeting the demand for distributed intelligence. Sub-tasks can be programmed and planned separately.

CanControl 691 is programmed by means of IEC 61131-3, KUBES or "C". It features 8 integrated inputs and 8 outputs.

CanControl 691 I/Os are the extensions to the system. Every IP 65 protected module features either 8 inputs and 8 outputs or 16 inputs or 24 outputs for valve control. Further I/O modules, e.g. for analogue signals, are at the stage of development. Either run commercially available configuration tools to configure your network or install fully programmed network configurations. EDS files contain **CANopen**-specific device descriptions.

Networking example



Interfaces

Serial ports

KUBES protocol

up to 57600 Bit/s



DP slave to EN50170-2

up to 12 MBit/s Address allocation via the software

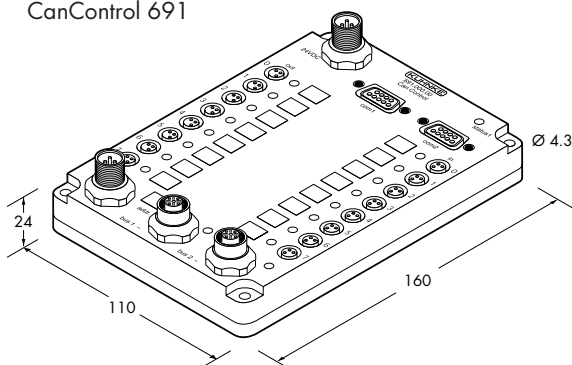


Device Profile: DSP-405 V1.0

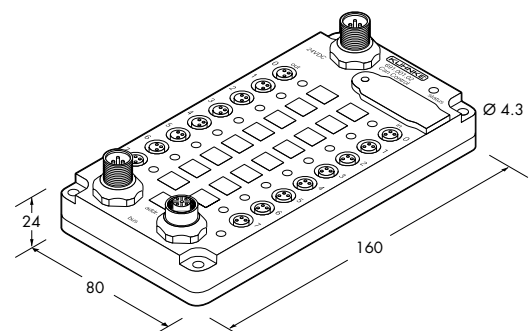
up to 1 MBit/s Address allocation via the software

Dimensions: CanControl 691 and CanControl 691 I/O


CanControl 691



CanControl 691 I/O



Front View: CanControl 691



Technical data

	CanControl 691C / CanControl 691DP	CanControl 691 I/O	CanControl 691 I/O DO24
Type	Compact plastic housing		Compact plastic housing
Program memory	256 KByte flash		–
Data memory	240 KByte RAM 8 Kbyte NVRAM for data modules		–
Interfaces	2 x RS232 9-pin Sub-D 2 x CANopen (CanControl 691C) 1 x CANopen, 1 x PROFIBUS DP (CanControl 691DP)		1 x CANopen
Connectors	3 x 12 mm round 5-pin connector		2 x 12 mm round 5-pin connector
Potential separation	Yes (CAN and PROFIBUS)		Yes
Digital inputs	8 x 24 V DC, interrupt support	8 (16) x 24 V DC	
Input delay	0.5 ms	0.5 ms	
Connectors	8 mm round snap-on connector	8 mm round snap-on connector	
Potential separation	No	No	
Digital outputs	8 x 24 V DC, short circuit-proof	8 x 24 V DC, short circuit-proof	24 x 24 V DC, short circuit-proof
Output current	0.5 A	0.5 A	0.2 A
Connectors	8 mm round 3-pin snap-on connector	8 mm round snap-on connector	25-pin Sub-D connector
Potential separation	No	No	No
Power supply	24 V DC \pm 20 % 12 mm round 5-pin connector		24 V DC \pm 20 % 12 mm round 5-pin connector
Separate supply	Yes		Yes
Protection	IP 65		IP 65
Status indication	I/O: 16 LEDs, bus status, PLC status: 3 LEDs		I/O: 16 LEDs, bus status, I/O status: 2 LEDs
Temperature range	0 - 50° C		0 - 50° C
Weight	570 g		450 g
Dimensions	110 x 160 x 24 mm		80 x 160 x 24 mm

Order data

Part number	Description
691.000.00	CanControl 691C
691.000.01	CanControl 691DP
691.001.01	CanControl 691 I/O DI 16
691.001.02	CanControl 691 I/O DI8/DO8
691.001.03	CanControl 691 I/O DI8/DIO8
691.001.04	CanControl 691 I/O DO 24 MPP valve control
691.001.05	CanControl 691 I/O DO 24 smc valve control
691.180.01	CanControl 691, sealing set
691.180.02	CanControl 691, 8 mm cover caps

The Kuhnke Group

- Family-owned business since 1928
- Approx. 900 employees
- 150 design, development, production, and sales engineers
- Four divisions:
Machine Building,
Medical Technology,
Automotive,
Components
- Own resource and tool construction, industrial automation
- Production sites all over Europe

Kuhnke – International Distribution

Subsidiaries and agencies in

- Austria, Belgium, Cyprus, Denmark, Finland, France, Germany, Greece, Hungary, Italy, Netherlands, Norway, Poland, Portugal, Romania, Spain, Sweden, Switzerland, Turkey, UK
- USA, Chile, South Africa, China, Israel, Japan, Philippines, Singapore, Taiwan, Australia

Kuhnke – Worldwide Quality

Kuhnke production is European based in our own factories. Quality management at these operations in Germany, Italy and Romania ensures that production facilities are permanently adapted to international and industry-specific standards such as QS 9000 or VDA 6.1.

Kuhnke provides cross-industry quality competence, a comprehensive distribution network, and global key account management.

www.kuhnke.com



DIN EN ISO 9001 – QS 9000 – VDA 6.1



KUHNKE

KUHNKE.
IMPULSES FOR
AUTOMATION.

Kuhnke GmbH
Lütjenburger Straße 101
D-23714 Malente, Germany

Phone +49 (0) 45 23 / 4 02 -0
Fax +49 (0) 45 23 / 40 22 47
Internet www.kuhnke.com
E-mail sales@kuhnke.de

This data sheet is primarily intended for use by design, project, and development engineers. It does not contain any availability information. Data is only given to describe the product and must not be regarded as guaranteed properties in the legal sense. Any claims for damages – on whatever legal grounds – are excluded except for instances of deliberate intent or gross negligence on our part. We reserve the rights for errors, omissions and modifications.