

The following page(s) are extracted from multi-page Kuhnke product catalogues or CDRoms and any page number shown is relevant to the original document. The PDF sheets here may have been combined to provide technical information about the specific product(s) you have selected.

Hard copy product catalogues, and CDRoms have been published describing Kuhnke Pneumatics, Solenoids, Relays and Electronics; some divided into different books. A list of current publications is available on this web site or from our sales offices. Some may be available for download, but as substantially larger files.

Contact Details

Kuhnke sales and service in North America

Kuhnke
Automation Inc.
P.O Box 1369
Wayne, N.J.

T: (973) 633 0690
F: (973) 633 7230
Email: sales@kuhnkeusa.com

Important Note

The information shown in these documents is for guidance only. No liability is accepted for any errors or omissions. The designer or user is solely responsible for the safe and proper application of the parts, assemblies or equipment described.

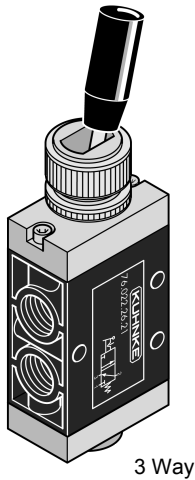
Manually Operated Valves

General Purpose

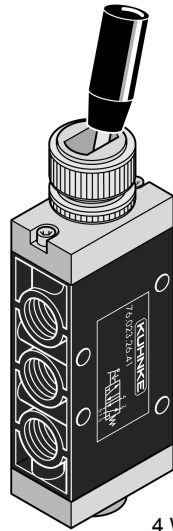
Kuhnke Power Valves

Toggle Lever, Panel Mounted, 2 Position

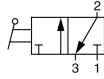
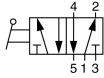
Toggle Lever valves can be used to manually switch air supplies on equipment. Valves are designed for panel mounting. Handles have a contemporary black molded grip and require 3.4 lbs. of force to operate.



3 Way



4 Way

Description	Orifice (Body No.)	Port Size	Catalog Number	
			NPT Ports (USA Std.)	Metric Ports (European Std.)
3 Way Maintained Position 	6mm (1S)	1/8	75022-26-21	76022-26-21
4 Way Maintained Position 	6mm (2S)	1/8	75023-26-41	76023-26-41

Operating pressure range is 0 to 145 PSI. Actuation force @ 90 PSI, is approx. 3.4 Lbs.

For normally open function on 3 way valve reverse connect ports 1-3. For 2 way operation, plug port 3.

Panel mounting hole is 5/8 inch diameter, maximum panel thickness 1/8 inch. Above panel dimensions are .8125" Dia. x 2" H.

Behind panel dimensions of 3 way valve are 2.875" D x 1.375" H x .75" W; 4 way valve- 4.625" D x 1.375" H x .75" W.

Valve through body mounting holes are 3/16" diameter. Allow space for fittings and tubing.

For valve specifications see appendix. For detail dimensions contact factory.