

The following page(s) are extracted from multi-page Kuhnke product catalogues or CDRoms and any page number shown is relevant to the original document. The PDF sheets here may have been combined to provide technical information about the specific product(s) you have selected.

Hard copy product catalogues, and CDRoms have been published describing Kuhnke Pneumatics, Solenoids, Relays and Electronics; some divided into different books. A list of current publications is available on this web site or from our sales offices. Some may be available for download, but as substantially larger files.

Contact Details

Kuhnke sales and service in North America

Kuhnke
Automation Inc.
P.O Box 1369
Wayne, N.J.

T: (973) 633 0690
F: (973) 633 7230
Email: sales@kuhnkeusa.com

Important Note

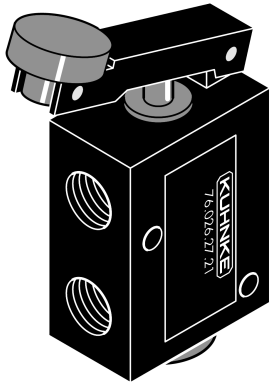
The information shown in these documents is for guidance only. No liability is accepted for any errors or omissions. The designer or user is solely responsible for the safe and proper application of the parts, assemblies or equipment described.

Mechanically Operated Valves

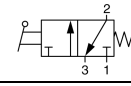
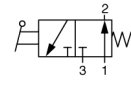
Plunger Operators

Kuhnke Power Valves

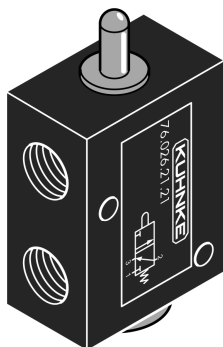
Flat Lever Operated, Body Mount, Compact Design



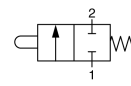
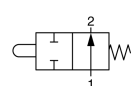
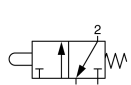
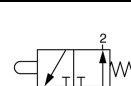
Can be used as end of travel device or thumb valve. Lever travel is 3/8" (10mm). Actuation force is 4.5 Lbs.

Description	Orifice (Body No.)	Port Size	Catalog Number	
			NPT Ports (USA Std.)	Metric Ports (European Std.)
3 Way Normally Closed Spring Return 	4mm (1bP)	1/8	75026-27-21	76026-27-21
3 Way Normally Open Spring Return 	4mm (1aP)	1/8	75026-27-31	76026-27-31

Plunger Operated, Body Mount, Compact Design



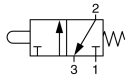
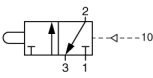
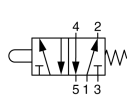
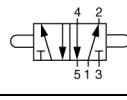
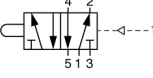
Depressing plunger operates valve. Used to detect material position or as an end of travel valve. Plunger travel approx. 3/16 inch (5mm). Actuation force is 13.5 Lbs.

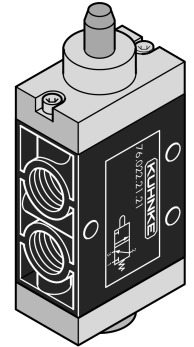
Description	Orifice (Body No.)	Port Size	Catalog Number	
			NPT Ports (USA Std.)	Metric Ports (European Std.)
2 Way Normally Closed Spring Return 	4mm (1bP)	1/8	75025-21-21	76025-21-21
2 Way Normally Open Spring Return 	4mm (1aP)	1/8	75025-21-31	76025-21-31
3 Way Normally Closed Spring Return 	4mm (1bP)	1/8	75026-21-21	76026-21-21
3 Way Normally Open Spring Return 	4mm (1aP)	1/8	75026-21-31	76026-21-31

Operating pressure range 0-145 PSI. Actuation force @ 90 PSI, is approx. 13.5 Lbs.
 Valve body dimensions are 1.968" L x .625" W x 1.25" H. Through body mounting holes 3/16" Dia.
 Flat Lever extends 1.0625" from valve body. Travel .562".
 Plunger diameter is 9/32" and extends .55" from valve body. Plunger travel .1875" +/- .04".
For valve specifications see appendix. For detail dimensions contact factory.


Plunger Operated, Body Mount

Used as position or end of travel detector. Valve configurations include pneumatic reset types which can be used in conjunction with pushbuttons or other control devices to manually or automatically reset valve. A double plunger is also available which can be used on machine carriages to reverse direction of travel. Operating force is 7.9 Lbs. and plunger travel is approx. 3/16 inch (5mm).

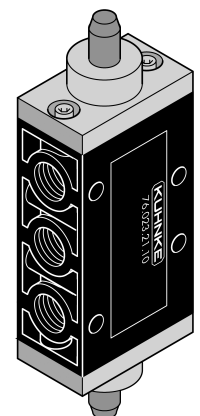
Description	Orifice (Body No.)	Port Size	Catalog Number	
			NPT Ports (USA Std.)	Metric Ports (European Std.)
3 Way Norm. Closed Spring Return 	6mm (1S)	1/8	75022-21-21	76022-21-21
3 Way Norm. Closed Pneumatic Reset * 	6mm (1S)	1/8	75022-21-22	76022-21-22
4 Way Spring Return 	6mm (2S)	1/8	75023-21-41	76023-21-41
4 Way Plunger on Both Ends (Maintained) 	6mm (2S)	1/8	75023-21-10	76023-21-10
4 Way Pneumatic Reset* 	6mm (2S)	1/8	75023-21-42	76023-21-42



3 Way



4 Way



4 Way Plunger On Both Ends

* Pneumatic Reset Valves can be returned only by applying a pneumatic signal (35 PSI min.) to an auxiliary 1/8 port.

Operating pressure range 0-145 PSI. Actuation force @ 90 PSI, is approx. 7.9 Lbs.

For normally open function on 3 way valve reverse connect ports 1-3. For 2 way operation, plug port 3.

Typical valve body dimensions are 2.5" L (3 way), 3.15" L (4 way) x 1.375" H x .75" W. Add 1" to L dim. for pneumatic reset types. Through body mounting holes 3/16" dia.

Plunger diameter is .25" and extends .669" from valve body. Plunger travel is .1875" +/- .04".

For valve specifications see appendix. For detail dimensions contact factory.