



The following page(s) are extracted from multi-page Kuhnke product catalogues or CDROMs and any page number shown is relevant to the original document. The PDF sheets here may have been combined to provide technical information about the specific product(s) you have selected.

Hard copy product catalogues, and CDROMs have been published describing Kuhnke Pneumatics, Solenoids, Relays and Electronics; some divided into different books. A list of current publications is available on this web site or from our sales offices. Some may be available for download, but as substantially larger files.

Contact Details

Kuhnke sales and service in North America

Ellis/Kuhnke Controls
132 Lewis Street
Unit A-2, Eatontown
NJ 07724
USA

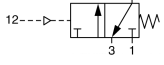
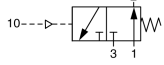
T: (800) 221 0714
T: (732) 291 3334
F: (732) 291 8154

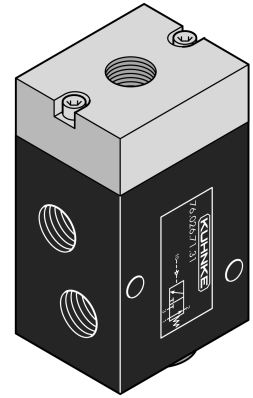
Important Note

The information shown in these documents is for guidance only. No liability is accepted for any errors or omissions. The designer or user is solely responsible for the safe and proper application of the parts, assemblies or equipment described.

Pneumatic Operator, 3 Way, Poppet Design

Three way pneumatically operated poppet valves provide high flow rates in a basic valve design. Available up to 1/2 ported sizes in normally closed and normally open versions. Pilot ports are 1/8 inch and require a minimum of 35 PSI to operate.

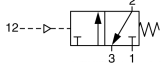
Description	Orifice (Body No.)	Dimensions (Approx. inches) L x W x H	Port Size	Catalog Number	
				NPT Ports (USA Std.)	Metric Ports (European Std.)
Normally Closed Spring Return 	6mm (9P)	2 5/8 x 1 x 1 5/8	1/8	75026-71-21	76026-71-21
	8mm (6P)	2 5/8 x 1 x 1 5/8	1/4	75046-71-21	76046-71-21
	15mm (11P)	4 7/8 x 1 5/8 x 2 3/4	1/2	75066-81-21	76066-81-21
Normally Open Spring Return 	6mm (9P)	2 5/8 x 1 x 1 5/8	1/8	75026-71-31	76026-71-31
	8mm (6P)	2 5/8 x 1 x 1 5/8	1/4	75046-71-31	76046-71-31
	15mm (11P)	4 7/8 x 1 5/8 x 2 3/4	1/2	75066-81-31	76066-81-31

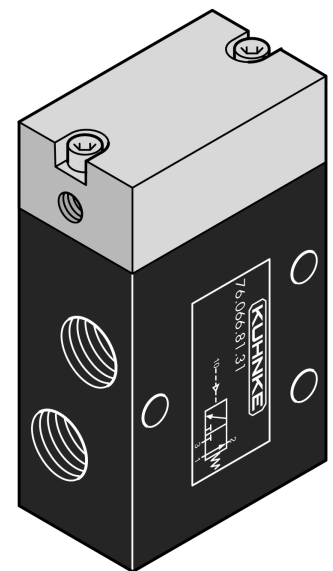


Typical 3 Way 1/8 and 1/4 Ported Valves

Pneumatic Operator, 3 Way, for Vacuum Use

Valves are similar to units above except have been modified with special seals and springs for use in vacuum applications.

Description	Orifice (Body No.)	Dimensions (Approx. inches) L x W x H	Port Size	Catalog Number	
				NPT Ports (USA Std.)	Metric Ports (European Std.)
Normally Closed Spring Return 	6mm (9P)	2 5/8 x 1 x 1 5/8	1/8	75226-71-21	76226-71-21
	8mm (6P)	2 5/8 x 1 x 1 5/8	1/4	75246-71-21	76246-71-21
	15mm (11P)	4 7/8 x 1 5/8 x 2 3/4	1/2	75266-81-21	76266-81-21



Typical 3 Way 1/2 Ported Valve

Operating pressure range is 0 to 145 PSI. Pilot port size is 1/8. Actuation pressure (pilot pressure) is 35 PSI minimum. Through body mounting holes are 3/16" for 1/8 and 1/4 ported valves, 1/4" for 1/2 ported valves. **For valve specifications see appendix. For detail dimensions contact factory.**