



The following page(s) are extracted from multi-page Kuhnke product catalogues or CDROMs and any page number shown is relevant to the original document. The PDF sheets here may have been combined to provide technical information about the specific product(s) you have selected.

Hard copy product catalogues, and CDROMs have been published describing Kuhnke Pneumatics, Solenoids, Relays and Electronics; some divided into different books. A list of current publications is available on this web site or from our sales offices. Some may be available for download, but as substantially larger files.

## Contact Details

Kuhnke sales and service in North America

Ellis/Kuhnke Controls  
132 Lewis Street  
Unit A-2, Eatontown  
NJ 07724  
USA

T: (800) 221 0714  
T: (732) 291 3334  
F: (732) 291 8154

### Important Note

The information shown in these documents is for guidance only. No liability is accepted for any errors or omissions. The designer or user is solely responsible for the safe and proper application of the parts, assemblies or equipment described.

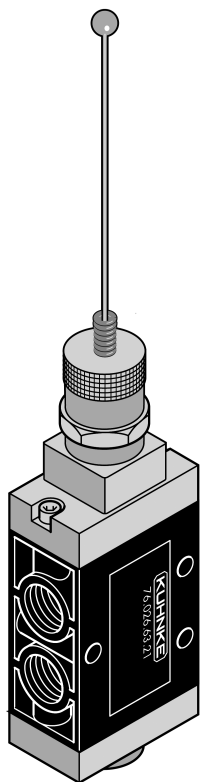
---

# Mechanically Operated Valves

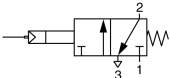
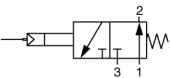
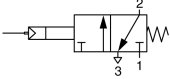
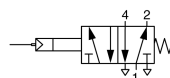
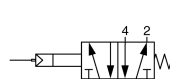
## Misc. Operators

Kuhnke Power Valves

### Antenna Valve, Air Pilot Assisted



Actuation is caused by deflection of spring supported 4½-inch wire. Can be used to detect passing items on conveyor belts. Allows valve to be mounted close to detected unit and provides a wiping action.

Description	Orifice (Body No.)	Port Size	Catalog Number		
			NPT Ports (USA Std.)	Metric Ports (European Std.)	
<b>3 Way</b> Norm. Closed Spring Return		<b>6mm</b> (9P)	<b>1/8</b>	<b>75026-63-21</b>	76026-63-21
<b>3 Way</b> Norm. Open Spring Return		<b>6mm</b> (9P)	<b>1/8</b>	<b>75026-63-31</b>	76026-63-31
<b>3 Way</b> Norm. Closed Spring Return		<b>8mm</b> (6P)	<b>1/4</b>	<b>75046-63-21</b>	76046-63-21
<b>4 Way</b> Spring Return (Spool Valve)		<b>6mm</b> (1mS)	<b>1/8</b>	(Not Available)	76123-63-41
<b>4 Way</b> Spring Return (Poppet Valve)		<b>6mm</b> (1mP)	<b>1/8</b>	(Not Available)	76127-63-41

Valve operating pressure range is 35-145 PSI. Minimum pressure 35 PSI. Actuation force @ 90 PSI, is approx. 6 ounces.

Body dimensions for 1/8 ported valves are 2.75" L (3 way), 3.5" L (4 way) x 1.375" H x .75" W. Approximate valve body dimensions for 1/4 ported valves are 4.75" L x 2" H x 1" W.

Through body mounting holes 3/16".

**For valve specifications see appendix. For detail dimensions contact factory.**