



The following page(s) are extracted from multi-page Kuhnke product catalogues or CDROMs and any page number shown is relevant to the original document. The PDF sheets here may have been combined to provide technical information about the specific product(s) you have selected.

Hard copy product catalogues, and CDROMs have been published describing Kuhnke Pneumatics, Solenoids, Relays and Electronics; some divided into different books. A list of current publications is available on this web site or from our sales offices. Some may be available for download, but as substantially larger files.

Contact Details

Kuhnke sales and service in North America

Ellis/Kuhnke Controls
132 Lewis Street
Unit A-2, Eatontown
NJ 07724
USA

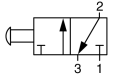
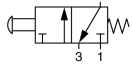
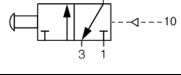
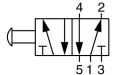
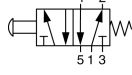
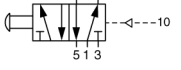
T: (800) 221 0714
T: (732) 291 3334
F: (732) 291 8154

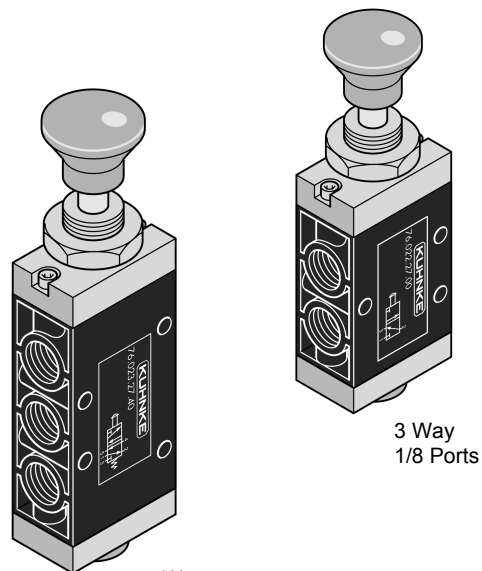
Important Note

The information shown in these documents is for guidance only. No liability is accepted for any errors or omissions. The designer or user is solely responsible for the safe and proper application of the parts, assemblies or equipment described.

Knob Operator, 2 Position


Knob valves have a small travel of about ¼ inch and can be easily operated with the palm of a hand. Knobs are constructed of sturdy black molded material. Available in spring return, pneumatic return and push-pull versions.

Description	Orifice (Body No.)	Port Size	Catalog Number	
			NPT Ports (USA Std.)	Metric Ports (European Std.)
3 Way Push-Pull Knob (Maintained Position) 	6mm (1S)	1/8	75022-27-00	76022-27-00
	8mm (3S)	1/4	75042-27-00	76042-27-00
3 Way Knob Spring Return 	6mm (1S)	1/8	75022-27-21	76022-27-21
	8mm (3S)	1/4	75042-27-21	76042-27-21
3 Way Push-Pull Knob Pneumatic Reset* 	6mm (1S)	1/8	75022-27-22	76022-27-22
	--	--	--	--
4 Way Push-Pull Knob (Maintained Position) 	6mm (2S)	1/8	75023-27-40	76023-27-40
	8mm (4S)	1/4	75043-27-40	76043-27-40
4 Way Knob Spring Return 	6mm (2S)	1/8	75023-27-41	76023-27-41
	8mm (4S)	1/4	75043-27-41	76043-27-41
4 Way Push-Pull Knob Pneumatic Reset* 	6mm (2S)	1/8	75023-27-42	76023-27-42
	8mm (4S)	1/4	75043-27-42	76043-27-42



3 Way
1/8 Ports

4 Way
1/8 Ports



3 Way
1/4 Ports

4 Way
1/4 Ports

* Pneumatic Reset Valves operate manually or are returned by a pneumatic signal (35 PSI minimum) applied to an auxiliary 1/8 port.

Operating pressure range is 0-145 PSI. Actuation force @ 90 PSI: 1/8 port approx. 3.4 Lbs., 1/4 port 11.3 Lbs.

For normally open function on 3 way valves reverse connect ports 1-3. For 2 way operation, plug port 3.

Panel mounting hole size for 1/8-ported valves is 5/8 inch diameter, for 1/4-ported valves, 7/8 inch. Above panel dimensions: 1/8-ported are 1" Dia. x 1.5" H; 1/4-ported- 1.5" Dia. x 2.25" H.

Typical behind panel dimensions of 4 way 1/8 ported valves are 2.5" D x 1.375" W x .75" H; 1/4 ported valves- 4" D x 2" W x 1" H. For 3 way valves subtract .75" from depth. For pneumatic return add 1" to depth dimension. Allow space for fittings and tubing.

For valve specifications see appendix. For detail dimensions contact factory.