

The following page(s) are extracted from multi-page Kuhnke product catalogues or CDRoms and any page number shown is relevant to the original document. The PDF sheets here may have been combined to provide technical information about the specific product(s) you have selected.

Hard copy product catalogues, and CDRoms have been published describing Kuhnke Pneumatics, Solenoids, Relays and Electronics; some divided into different books. A list of current publications is available on this web site or from our sales offices. Some may be available for download, but as substantially larger files.

## Contact Details

Kuhnke sales and service in North America

Kuhnke  
Automation Inc.  
P.O Box 1369  
Wayne, N.J.

T: (973) 633 0690  
F: (973) 633 7230  
Email: [sales@kuhnkeusa.com](mailto:sales@kuhnkeusa.com)

### Important Note

The information shown in these documents is for guidance only. No liability is accepted for any errors or omissions. The designer or user is solely responsible for the safe and proper application of the parts, assemblies or equipment described.

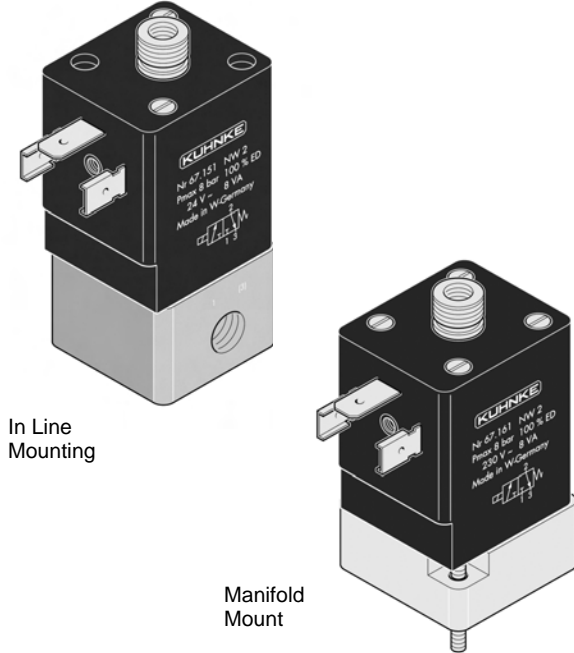
---

# Miniature Solenoid Valves

## Series 67 – 2 or 3 Way

Kuhnke Miniature Valves

## Series 67 – Miniature Solenoid Valves (30mm Wide)



The Series 67 solenoid valve is available for in-line or manifold mounting. Its modular construction allows for maximum utilization of space. The valve is available with standard plug terminals. Accessories include connecting plugs, and manifolds. All in line valves feature a solid brass housing, buna seals, encapsulated coils and are mountable in any position. Manifold mounted valves have a cast zinc alloy base.

The Series 67 is available with a manual override option for ease in testing or troubleshooting pneumatic circuits.

Types: Standard valves are available in 2 mounting configurations. In-line (body ported) valves are mounted using 2 (M5) threaded holes at the base. Manifold mounted valves can be used with Kuhnke accessories or can be mounted on custom manifolds or equipment.

## Technical Specifications

### Operating Pressure:

90% vacuum to 115 PSI

### Flow Rate:

Standard: 7 CFM @ 100 PSI  
Low Power: 2 CFM @ 100 PSI

### Cv/Kv:

See flow graphs.

### Connection:

1/8 NPT or Metric

### Orifice:

Standard – 2mm  
Low Power – 1mm

### Media:

All neutral liquid and gaseous media.

### Power Consumption:

Standard: DC: 6.5W / AC: 8 VA  
Low Power: DC: 1.5W

### Valve Operating Time:

Standard: Pick-up: 6-12 ms  
Drop out: 6-13 ms  
Low Power: Pick-up: 25-30 ms  
Drop out: 9-12 ms

### Materials:

Brass body, Buna N seals, encapsulated coil. (Manifold mount valves have zinc body.)

### Average Mechanical Life:

20 million operations

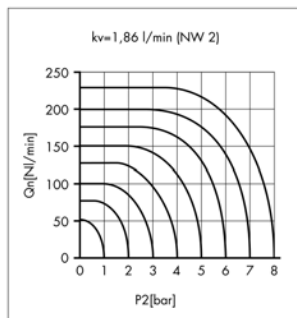
### Operating Ambient:

-10°C to 50°C (12°F to 120°F)

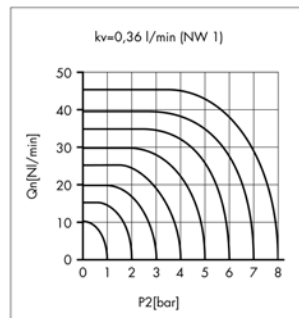
### Dimensions (inches):

	In Line	Manifold
Height	2 13/16	2 1/2
Width	1 3/16	1 3/16
Depth	1 3/16	1 3/16
Weight:	10.5 oz.	8 oz.

### Flow Graphs in Bar and Liters per Minute



Standard  
2mm Orifice  
Cv - .13 / Kv -1.86



Low Power  
1mm Orifice  
Cv - .01 / Kv -0.02

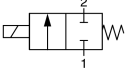
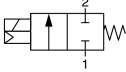
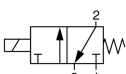
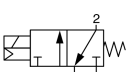
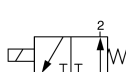
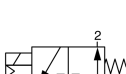
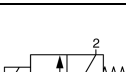
(1 Bar = 14.5 PSI; 1 liter = .03531 cubic feet)

# Miniature Solenoid Valves

Kuhnke Miniature Valves

## Series 67 – 2 or 3 Way

### Selection Chart

Description		Catalog Number					
		In-Line Mounted				Manifold Mounting	
		DC Coil		AC Coil		DC Coil	AC Coil
		NPT Ports (USA Std.)	Metric Ports (Euro. Std.)	NPT Ports (USA Std.)	Metric Ports (Euro. Std.)		
<b>2 Way</b> Norm. Closed		--	<b>67131- ●</b>	--	<b>67130- ●</b>	<b>67133- ●</b>	<b>67132- ●</b>
<b>2 Way</b> Norm. Closed Manual Override		--	<b>67135- ●</b>	--	<b>67134- ●</b>	<b>67137- ●</b>	<b>67136- ●</b>
<b>3 Way</b> Norm. Closed		<b>67105- ●</b>	<b>67101- ●</b>	<b>67104- ●</b>	<b>67100- ●</b>	<b>67121- ●</b>	<b>67120- ●</b>
<b>3 Way</b> Norm. Closed Manual Override		<b>67115- ●</b>	<b>67111- ●</b>	<b>67114- ●</b>	<b>67110- ●</b>	<b>67123- ●</b>	<b>67122- ●</b>
<b>3 Way</b> Norm. Open		<b>67107- ●</b>	<b>67103- ●</b>	<b>67106- ●</b>	<b>67102- ●</b>	<b>67109- ●</b>	<b>67108- ●</b>
<b>3 Way</b> Norm. Open Manual Override		<b>67117- ●</b>	<b>67113- ●</b>	<b>67116- ●</b>	<b>67112- ●</b>	<b>67119- ●</b>	<b>67118- ●</b>
<b>3 Way</b> Norm. Closed Low Pwr. Coil		<b>67152- ●</b>	<b>67151- ●</b>	--	--	<b>67161- ●</b>	--

● - Insert coil voltage required to complete catalog number. Standard voltages are 12 and 24 VDC; 24, 110 and 230 VAC.

**Notice:**  
 Series 67 Valves will be discontinued January 2008.  
 Do not use for new designs.

UL versions are available on special order.  
 For 2 way operation of any 67 Series valve, plug exhaust port 3.  
 Consult factory for valves with special mounting configurations, flow requirements or different seal materials.  
**See miniature solenoid valve accessories for electrical connectors and manifolds. For detail dimensions contact factory.**