

The following page(s) are extracted from multi-page Kuhnke product catalogues or CDRoms and any page number shown is relevant to the original document. The PDF sheets here may have been combined to provide technical information about the specific product(s) you have selected.

Hard copy product catalogues, and CDRoms have been published describing Kuhnke Pneumatics, Solenoids, Relays and Electronics; some divided into different books. A list of current publications is available on this web site or from our sales offices. Some may be available for download, but as substantially larger files.

Contact Details

Kuhnke sales and service in North America

Kuhnke
Automation Inc.
P.O Box 1369
Wayne, N.J.

T: (973) 633 0690
F: (973) 633 7230
Email: sales@kuhnkeusa.com

Important Note


The information shown in these documents is for guidance only. No liability is accepted for any errors or omissions. The designer or user is solely responsible for the safe and proper application of the parts, assemblies or equipment described.

Pressure Switches and Indicators

Series 50 Indicators

Kuhnke System Logic Devices

Visual Pressure Indicator, Panel Mounted



50520 Red

50521 Green

Panel mounted indicators provide a visual signal of the presence of air pressure in a pneumatic system. A black background viewed through a clear lens indicates no pressure, and a color, the presence of system pressure. Indicators operate between 20 and 115 PSI. Connection is via 10-32 port at the rear of the indicator. Mounting is via a spring locking device, and includes a front bezel. For mounting in a 1/2 inch dia. hole.

Dimensions:

Length – 1 7/8"
Body Dia. – 5/8" incl. spring
Bezel Dia. - 1"
Height above panel - 7/16"

Op. Pressure:

20 to 115 PSI max.

Ports:

10-32 (M5)

Material:

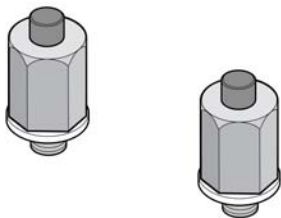
Molded polyamide.

Drilling Plan:

1/2 inch dia. hole.



Port Mounted Indicator



50590 Red

50591 Green

Port mounted indicators can be mounted strategically in pneumatic systems to provide visual indications of the presence of pressure. Excellent for test or trouble shooting functions on machinery.

Indicators are machined from 5/16" hex brass bar and have a M5 male stud for mounting in ports. A red or green indicator pops up when line pressure is present.

Dimensions:

Overall length – 1/2"
Above thread - 5/16"
Hex shape - 5/16" W
Pop up - 1/16"

Op. Pressure:

45-145 PSI

Port:

M5 male stud.

Material:

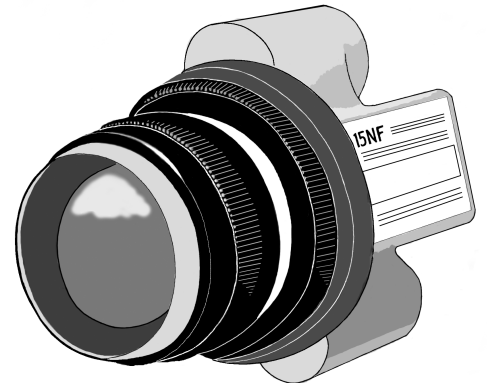
Brass body
Nylon seal
Plastic pop up



Visual Pressure Indicator, Panel Mounted

Type NF indicators provide a 2 color visual indication of the presence of air pressure in a system. Indicator color choices are available as noted in the catalog number selection chart. The NF provides for two modes of operation. By moving an adjustment clip, the indicator will operate with a spring return for pressure/no pressure indication, or with the use of a second port will remain in its switched position until a second pressure signal is applied returning the indicator to its original position.

Units are designed for oil tight panel mounting. Lenses and ball indicator design extend beyond panel surface to provide visual indication of position without standing directly in front of indicator.



Indicator Colors	Catalog Number
Red - Green	15NF1-RG
Green – Black	15NF1-GBK
Red - Black	15NF1-RBK
Yellow - Black	15NF1-YBK
Amber - Black	15NF1-ABK
Amber - Green	15NF1-AG
Black - White	15NF1-BKW
Green - White	15NF1-GW

Operation

The rear of the indicator has 2 ports and a spring clip window. The unit is shipped with spring clip set for spring return and for the supply pressure to be connected to port 1. To reverse the colors (ie. from red-green to green-red), move the spring clip to the groove adjacent to port 1, and connect the air supply to port 2. To use the indicator in the detent mode, move the spring clip to the center position and connect the switching air inputs to both ports to control the indicator position.

Replacement Parts

Lens **3028**
 Mounting nut **1074**
 Replacement Sphere **NF5-XX** (insert color code)

Technical Specifications

Op. Pressure:
 25 to 150 PSI (Detent Mode)
 45 to 150 PSI (Spring Return)

Connections:
 1/8 NPT ports

Op. Ambient:
 2° C to 65° C (35° F to 150° F)

Materials:
 Lens-Lexan
 Body-ABS
 Internal-Stainless Steel.

Dimensions:
 2 5/8" L x 1 1/2" D x 2 1/8" W.
 Above panel dim. 5/8".


Panel Drilling:
 1 3/16" Diameter.

Pressure Switches and Indicators

AL Series Indicators

Kuhnke System Logic Devices

Visual Pressure Indicator, Panel Mounted



AL indicators provide a 2 color visual indication of the presence or absence of air pressure in a system. The indicators are available in a variety of color choices. The AL series are fixed 2 color units that change color when air pressure is applied.

Units are designed for oil tight panel mounting. The rounded lens configuration provides for a 180° view of position.

Indicator Colors (Off to On color)	Catalog Number	
	10-32 Port	1/8 NPT Port
Red - Green	AL19-RG	AL15-RG
Green - Red	AL19-GR	AL15-GR
Green - Black	AL19-GBK	AL15-GBK
Black - Green	AL19-BKG	AL15-BKG
Red - Black	AL19-RBK	AL15-RBK
Black - Red	AL19-BKR	AL15-BKR
Yellow - Black	AL19-YBK	AL15-YBK
Black - Yellow	AL19-BKY	AL15-BKY
Amber - Black	AL19-ABK	AL15-ABK
Black - Amber	AL19-BKA	AL15-BKA
Amber - Green	AL19-AG	AL15-AG
Green - Amber	AL19-GA	AL15-GA
Black - White	AL19-BKW	AL15-BKW
White - Black	AL19-WBK	AL15-WBK
Green - White	AL19-GW	AL15-GW
White - Green	AL19-WG	AL15-WG



Replacement Parts

Lens	3028
Mounting nut	1074
Replacement Sphere	AL-XX (insert color code).

Technical Specifications

Op. Pressure:
20 to 120 PSI

Op. Ambient:
2° C to 65° C (35° F to 150° F)

Dimensions:
1 9/16" L x 1 1/4" Diameter.
Above panel dim. 5/8".

Connections:
10-32 ports or
1/8 NPT ports

Materials:
Lens-Lexan
Body-ABS
Internal-Stainless Steel.

Panel Drilling:
1 3/16" Diameter.